



## PU STONE WALL PANEL

Incredible Designs that  
**WOW** Everyone.



[www.artisunindustries.com](http://www.artisunindustries.com)



## About Our Company

---

At Artisan Industries, we are proud to be a distinguished manufacturer of PU Wall Panels, based in India. With a steadfast commitment to quality, innovation, and customer satisfaction, we have established ourselves as leaders in the Industries. Our extensive range of panel sizes, spanning from 200x900 MM to 600x1200 MM, ensures versatility and customization for diverse design requirements.

Through meticulous craftsmanship and advanced technology, we continuously strive to redefine interior spaces, creating environments that inspire and elevate. Experience the excellence and innovation in every panel.

- Superior quality panels
- Innovative designs
- Industries-leading standards
- Extensive options
- Best customer service
- Competitive pricing

## Quality Certificate

---

We prioritize transparency and accountability. Our company holds various certifications for quality management, ensuring our commitment to delivering exceptional PU Wall Panels. Additionally, our certifications validate our dedication to sustainability, ethical practices & customer satisfaction in every aspect of our operations.

## PU STONE WALL PANEL





**Installing PU stone** is a relatively simple process. Here are the general steps:

1. **Prepare the surface:** Make sure the surface is clean, dry, and free of any debris.
2. **Apply adhesive:** Use a strong adhesive specifically designed for PU stone. Apply it evenly to the back of the stone.
3. **Press and hold:** Press the stone firmly onto the surface, making sure it is properly aligned. Hold it in place for a few seconds to allow the adhesive to bond.
4. **Repeat:** Continue applying the stones, following the desired pattern or design, until the entire area is covered.
5. **Trim and shape:** If needed, use a saw or utility knife to trim or shape the stones to fit corners or edges.
6. **Allow to dry:** Follow the adhesive manufacturer's instructions for drying time. It is usually recommended to let it dry for at least 24 hours before applying any additional finishing touches.

Remember to always refer to the specific instructions provided by the manufacturer of the PU stone you are using for the best results. Happy installing!





## Features

---

### Built to Last

Our PU wall panels offer a unique combination of strength, efficiency, and ease of use. They are comprised of a rigid metal outer shell encapsulating a core of high-density polyurethane foam insulation. This construction provides exceptional thermal insulation, keeping your building cooler in summer and warmer in winter, reducing energy costs.

PU wall panels are also lightweight and easy to install, allowing for faster construction times and reduced labor costs. Additionally, they are highly resistant to water, fire, and pests, making them a durable and long-lasting solution for a variety of applications.

## Application

---

### Endless Possibilities

PU wall panels are versatile construction materials renowned for their exceptional thermal insulation, making them perfect for temperature-sensitive environments like cold storage facilities and pharmaceutical buildings.

They're also ideal for hygiene-conscious spaces such as hospitals and laboratories due to their easy cleanability. Their durability and weather resistance make them suitable for exterior walls in industrial settings and warehouses.

With a range of aesthetic options available, they're also a popular choice for modern office buildings, retail spaces, and residential constructions, adding both functionality and style to any project.

[www.artisunindustries.com](http://www.artisunindustries.com)



Soundproof



Fire  
Resistance



Lightweight



Durable







# Rocky Mountain

- Product Code  
AR - 101
- Thickness  
100MM
- Size  
600x1200MM







AR - 101 | Available Colors







# Sand Stone

- Product Code  
AR - 102
- Thickness  
40MM
- Size  
600x1200MM







AR - 102 | Available Colors







# Rock Stone

- Product Code  
AR - 103
- Thickness  
50MM
- Size  
600x1200MM







AR - 103 | Available Colors







# Bread Crumb

- Product Code  
AR - 104
- Thickness  
40MM
- Size  
600x1200MM



WORK  
HARD  
DREAM  
BIG





AR - 104 | Available Colors







# Ocean Wave

- Product Code  
AR - 105
- Thickness  
25MM
- Size  
600x1200MM









AR - 105 | Available Colors








# Natural Stone

- Product Code  
AR - 106
- Thickness  
35MM
- Size  
600x1200MM









AR - 106 | Available Colors







# Florent Frame

- Product Code  
AR - 107
- Thickness  
25MM
- Size  
600x1200MM







AR - 107 | Available Colors







# Egyptian Pyramid

- Product Code  
AR - 108
- Thickness  
25MM
- Size  
600x1200MM






**ARTISUN**  
INDUSTRIES



AR - 108 | Available Colors







# Oval Oasis

- Product Code  
AR - 109
- Thickness  
40MM
- Size  
600x1200MM










AR - 109 | Available Colors









# Rectangle Grid

- Product Code  
AR - 110
- Thickness  
35MM
- Size  
600x1200MM










## AR - 110 | Available Colors







# Protruding Disk


- Product Code  
AR - 111
- Thickness  
25MM
- Size  
600x1200MM








AR - 111 | Available Colors








# Timeless Clock

- Product Code  
AR - 112
- Thickness  
25MM
- Size  
600x1200MM









AR - 112 | Available Colors







# Herringbone Heaven

- Product Code  
AR - 113
- Thickness  
35MM
- Size  
600x1200MM









AR - 113 | Available Colors








# Wood Ring

- Product Code  
AR - 114
- Thickness  
40MM
- Size  
300x1200MM









AR - 114 | Available Colors








# Textured Cement

- Product Code  
AR - 115
- Thickness  
25MM
- Size  
300x1200MM










AR - 115 | Available Colors







# Industrial Brick Wall

- Product Code  
AR - 116
- Thickness  
30MM
- Size  
300x1200MM









AR - 116 | Available Colors







# Vintage Brick Wall

- Product Code  
AR - 117
- Thickness  
35MM
- Size  
300x1200MM









AR - 117 | Available Colors








# Rustic Brick Wall

- Product Code  
AR - 118
- Thickness  
35MM
- Size  
300x1200MM










AR - 118 | Available Colors







# Three Layered Holo Square

- Product Code  
AR - 119
- Thickness  
60MM
- Size  
600x600MM






ARTISUN  
INDUSTRIES



AR - 119 | Available Colors







# 3D Feather Forge

- Product Code  
AR - 120
- Thickness  
25MM
- Size  
200x900MM









AR - 120 | Available Colors













[www.artisunindustries.com](http://www.artisunindustries.com)



**Address :**

Plot No. 11, Survey No. 638, Hadmatiya Road,  
Morbi - 363 641 Gujarat.

**Phone :- +91 87587 55558**

**E-Mail :- [info@artisunindustries.com](mailto:info@artisunindustries.com)**